

BASO 4.0

DIRECT/INDIRECT



Catalog Number Example

BASO 4.0-PDT-BL-OPBW-30K-C80-UNV-010V-SEN-955LF-NLC-ST-96IN

A RANGE

BASO 4.0 B A S O 4 . 0

B MOUNTING

CS Pendant P D T

Pendant in-line ACT T-BAR P A T

Pendant in-line ACT SLOT P A S

Pendant ACT center tile P A C

pendant suspension set includes cable suspension and one white power feeder with a white junction box cover

Wall mounted W A L

for black power feeds or junction box covers, please contact customer service

C COLOR

CS White W H

CS Black B L

Gray G R

Custom color RAL X X

trimless version available in white only

D LENS

HP opal cover direct O P B W

batwing cover indirect

E CCT

2700 K 2 7 K

CS 3000 K 3 0 K

CS 3500 K 3 5 K

4000 K 4 0 K

F CRI

CRI > 80 C 8 0

CRI > 90 C 9 0

G VOLTAGE

120V / 277V U N V

H DIMMING

CS 0-10V 1% 0 1 0 V

Lutron EcoSystem L E S 1

Quantum, Vive, GRAFIK Eye, HomeWorks

Power over ethernet P O E C

consult customer service for compatibility

Custom dimming X X X X

consult customer service for compatibility

I SENSOR (optional)

Integrated Sensor S E N

consult customer service for sensor request

J OUTPUT LM/FT UP

CS 500lm/ft 100% ↓ 0 5 0 0 L F

CS 750lm/ft 100% ↓ 0 7 5 0 L F

CS 1000lm/ft 100% ↓ 1 0 0 0 L F

Custom lm/ft X X X X L F

custom lumen up to 1400 lm/ft

K OUTPUT LM/FT DOWN

CS 500lm/ft ↑ 0 5 0 0 L F

CS 750lm/ft ↑ 0 7 5 0 L F

CS 1000lm/ft ↑ 1 0 0 0 L F

Custom lm/ft X X X X L F

custom lumen up to 1000 lm/ft

L CIRCUIT / EM

CS Single circuit *

EMC night light circuit N L C

EMB available in 4ft and 8ft E M #

Dual Circuit D C

* leave blank

M SHAPE / PATTERN

CS Linear / straight S T

CS Linear / straight + flex inset S F

includes 1ft. field-cutttable section; only available for 4' and 8' segments

L-shape L S

□-shape (rectangular shape) R S

U-shape U S

Custom shape X X

N DIMENSIONS IN INCH

CS Linear 4' 4 8 I N

CS Linear 6' 7 2 I N

CS Linear 8' 9 6 I N

Linear custom # # # I N

Linear flex inset # # # I N

includes 4' to 3' field-cutttable section

L-Shape # # # X # # # I N

U-Shape # # # X # # # X # # # I N

□-Shape # # # X # # # I N

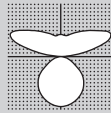
for lengths including flex insets, round up to the nearest total foot length

O CERTIFICATION (optional)

Red List Approved R L A

PERFORMANCE

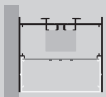
- Up to 117lm/W efficiency
- 500 / 955lm/ft
- CRI > 80 & CRI > 90
- Damp rated



MOUNTING

Wall

Pendant



PATTERNS



*X Shapes



Angular



*Wall to Ceiling



Rectangular



*T Shapes


For customization, please contact customer service

FIELD-CUTTABLE FLEX

Down to 1/16"





[link to video](#)



BASO
basolighting.com
xalusa.com

Technical data

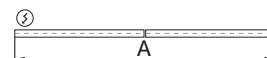
	SIZE TYPE	LED COLOR TEMPERATURE	INPUT WATTS	DELIVERED LM TOTAL	LIGHT DISTRIBUTION	DELIVERED LM DIRECT	DELIVERED LM INDIRECT	OPTICAL EFFICIENCY	LUMINAIRE EFFICACY
BASO DIRECT / INDIRECT									
e LED 	4' linear	40K	17.5 W	2060 lm	40% down / 60% up	215 lm/ft	300 lm/ft	73%	117 lm/W
	8' linear		35 W	4120 lm					
	2' + 2' corner		17.5 W	2060 lm					
e ² LED 	4' linear	40K	33.8 W	3850 lm	40% down / 60% up	407 lm/ft	555 lm/ft	73%	113 lm/W
	8' linear		67.7 W	7690 lm					
	2' + 2' corner		33.8 W	3850 lm					

for 30 K or 35 K multiply lm value by 0.96

Patterns top view

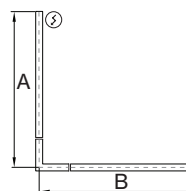
LINEAR

A	FIXTURES	CODE
48"	1 × 4' linear	ST - 0 4 FT
96"	1 × 8' linear	ST - 0 8 FT
144"	3 × 4' linear	ST - 1 2 FT



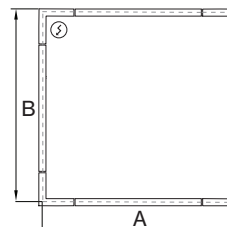
L-SHAPE

A / B	FIXTURES	CODE
48" / 48"	2 × 2' linear + 1 × 2' × 2' corner	LS - 0 4 X 0 4 FT
48" / 96"	1 × 2' linear + 1 × 6' linear + 1 × 2' × 2' corner	LS - 0 4 X 0 8 FT
96" / 96"	2 × 6' linear + 1 × 2' × 2' corner	LS - 0 8 X 0 8 FT



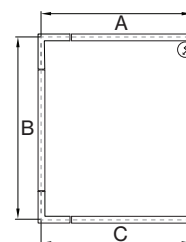
□-SHAPE (rectangular shape)

A / B	FIXTURES	CODE
48" / 48"	4 × 2' × 2' corner	RS - 0 4 X 0 4 FT
48" / 96"	2 × 4' linear + 4 × 2' × 2' corner	RS - 0 4 X 0 8 FT
96" / 96"	4 × 4' linear + 4 × 2' × 2' corner	RS - 0 8 X 0 8 FT



U-SHAPE

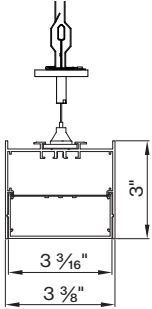
A / B / C	FIXTURES	CODE
48" / 48" / 48"	2 × 2' linear + 2 × 2' × 2' corner	US - 0 4 X 0 4 X 0 4 FT
48" / 96" / 48"	1 × 4' linear + 2 × 2' linear + 2 × 2' × 2' corner	US - 0 4 X 0 8 X 0 4 FT
48" / 144" / 48"	1 × 8' linear + 2 × 2' linear + 2 × 2' × 2' corner	US - 0 4 X 1 2 X 0 4 FT



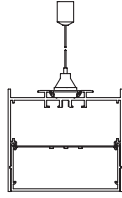
DIMENSIONS

BASO 4.0

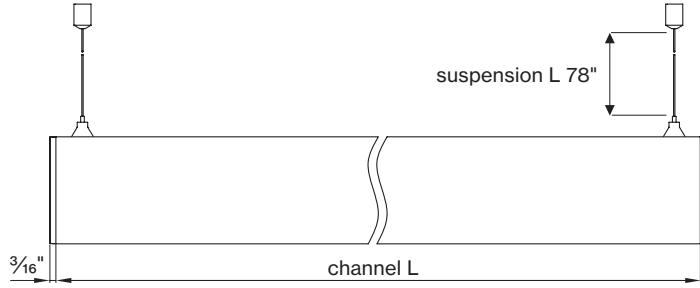
PENDANT direct



direct / indirect

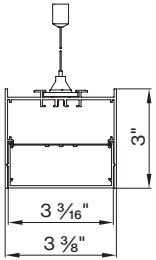


linear 4ft / 8ft

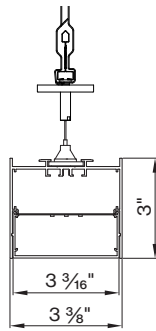


BASO 4.0 SPECIALITY MOUNTING

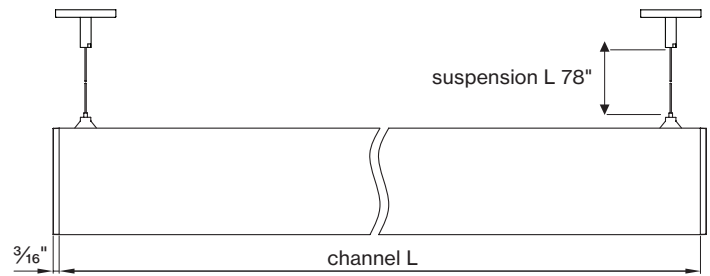
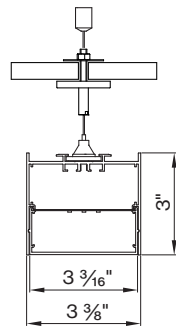
PENDANT ACT TBAR



PENDANT in-line ACT SLOT



PENDANT ACT center tile



Declare.

BASO 1.5 2.5 4.0
XAL USA Incorporated
 Final Assembly: Collins, Connecticut, USA
 LBC (Declare's System)
 End of Life Options: Recyclable (70%), Landfill (30%)

Ingredients:
 Aluminum, 2-Phenylacetic acid, 2-methyl-, methyl ester, polymer with ethyl 2-cyanobenzoate, steel, manufacture, chemical, copper chloride (CuCl₂), Polyvinyl Chloride, Unmethyl Methacrylate, Polyethylene Glycol (PEG), Hexamethylphosphoramide (HMP), Copper Ink, Ink, Organic Solvents, Zinc

†LBC Temp Exception RE-003 - Small Electrical Components

Living Building Challenge Criteria:

H1 Red List:
 LBC Red List Free: † Disposed 100% at 100ppm
 LBC Red List Approved: VOC Content: Not Applicable
 Recycled:

H2 Interior Performance: Not Applicable
H3 Responsible Sourcing: Not Applicable

XAL-0002
 E017 01 MAR 2024
 Original Issue Date: 2023

INTERNATIONAL LIVING BUILDING CHALLENGE™ Living Building Challenge

BASO mounting instructions

Get access to the BASO 4.0 mounting instructions faster by scanning the QR code.



www.xalusa.com/resources/mounting-instructions/baso